

Legno

La tinta ad acqua asseconda la venatura del legno.

Le tinte pastello applicate al rovere, lasciano trasparire la tridimensionalità del materiale.


Wood

Water finish follows through the wood grain.

Pastel colours applied to oak, let shine through the three-dimensionality of the material.



2L  
Light oak




2B  
Natural beech




2V  
Cherry




2Z  
Cherry Z



2I  
Light Walnut




2G  
Medium Walnut




2M  
Walnut



2R  
Mahogany




2W  
Wengè




L1



L3




L4




L6



L7



91 Mat white  
61 High gloss white



92 Mat black  
62 High gloss black